







Traditional, Classic & Contemporary Elegance

- 50mm, 64mm, 76mm, 89mm & 114mm Louvres
- Tiltrod options:
 - Standard
 - Clearview
 - Invisible
- Spans 914mm wide
- 10 colours, 12 stains
- Custom paint option
- Choice of 10 hinges
- Track bypass & bifold
- Specialty shapes
- French door cutouts
- Flat stiles & frame

CUSTOM SHAPES





SHADE
CONSTRUCTION
OUTDOOR

sovereign
WOOD



timeless beauty

combine
functionality
with **timeless**
beauty



Suitability
Not suitable for
bathrooms or
wet areas



High Quality
Sovereign Basswood
is made with A-grade
basswood & paint is
high quality PU paint



Warranty
Sovereign Wood
comes with a 3 year
warranty. Stained
finish has a limited
warranty due to fade
in the direct sun.

Specifications

Colours	10 Standard Paints; 12 Stains. Custom paint available.
Blades	50mm, 63mm, 76mm, 89mm, & 114mm
Tilt Road	Standard Clearview, Invisible
Frames	L-frames, Z-frames, T Posts, Outside Mount Extension Frames



Natural Timber

Australian Owned



when only
the best
will do

Basswood is the straightest of hardwood

Basswood does not warp

Basswood has uniform grain for a beautiful stained finish

Paulownia wood has a straight grain and distinct stripe making it perfect for stained shutters

Paulownia is extremely lightweight yet strong

Paulownia is one of the fastest growing trees making it an exceptional renewable source

Sovereign shutters use only high quality Polyurethane paints for a durable finish

PU Paint provides a flexible finish that has a greater resistance to scratching, and cracking

Superior glued mortise and tenon joints



Basswood is a renewable resource and careful hardwood forest management ensures free harvesting is done responsibly, balancing wood growth with timber removal.