
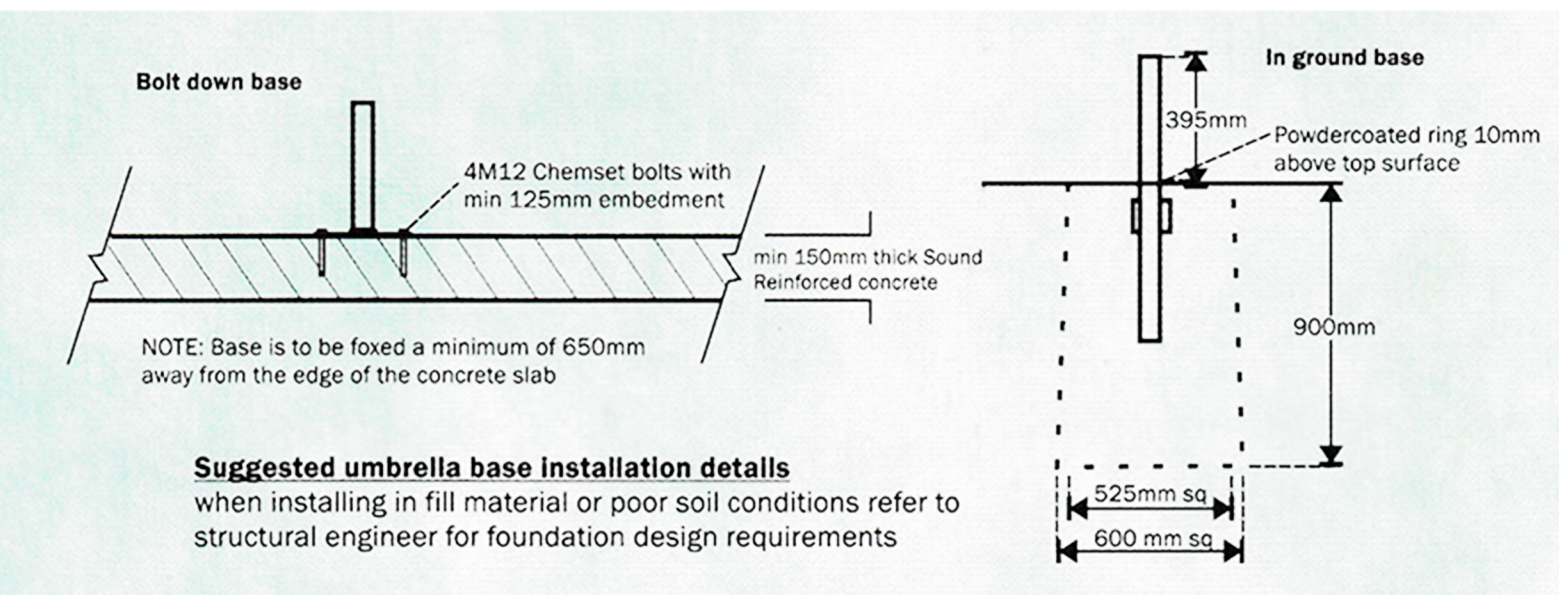
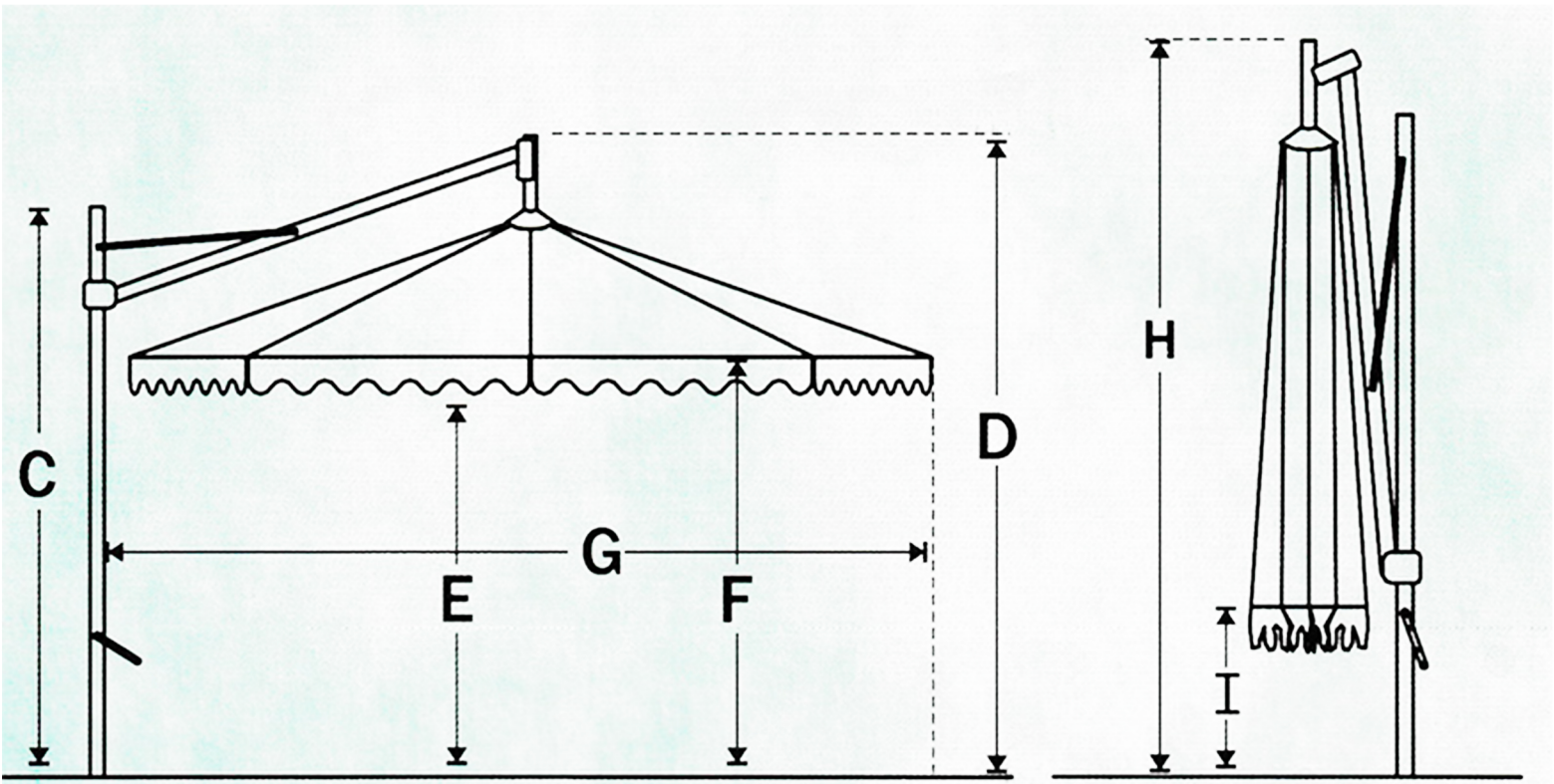




- 

- Straight or scalloped valance
- Protective Cover





Model	C	D	E	F	G	H	I	Wind Rating
OCT 2.5m	2700	2990	1960	2110	2720	2705	965	100
OCT 3.0m	2700	3240	2000	2150	3700	2930	640	100
OCT 3.6m	2700	3240	2000	2150	3700	2930	640	100
OCT 4m	2840	3410	2140	2310	4100	3250	760	80
OCT 4.5m	2840	3570	1940	2140	4170	3350	550	50
OCT 5m	3000	3510	2085	2235	4670	3380	340	50
SQ 2.5m	2700	3045	1980	2125	3050	2870	120	80
SQ 2.7m	2700	3045	1980	2125	3050	2870	120	80
SQ 3.0m	2700	3045	1980	2125	3050	2870	120	80
SQ 3.0mNV	2700	3045	1980	2070	3050	2870	280	80
SQ 3.2m	2700	3210	2010	2180	3520	2940	180	60
SQ 3.6m	2840	3420	2200	2350	3890	3280	280	53
SQ 3.6mNV	2840	3340	2010	2280	3710	3060	280	53

Approximate Measurements subject to change.