

# SU7 Cantilever Umbrella

(360° rotation)



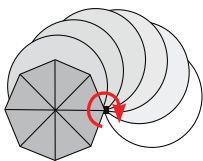
- Marine grade, powder coated aluminium, stainless steel and other non-corrosive materials
- Brilliant international award winning design
- Up & down in 'one easy sliding movement'
- Effortless gas strut assisted deployment
- Umbrella rotates 360°
- Durable, heavy-duty aluminium mast
- Premium 100% solution dyed Acrylic Canvas fabric canopy (UPF 50+)

## FIXING OPTIONS

- |  |   |
|--|---|
| <input checked="" type="checkbox"/> In-ground Anchor | <input checked="" type="checkbox"/> Portable Base |
| <input checked="" type="checkbox"/> Surface Plate    | <input checked="" type="checkbox"/> Wall Fixing   |

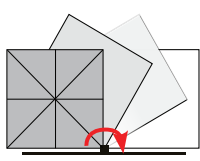
## ROTATING

**GROUND MOUNTED**  
(Square or Octagon)



ROTATES 360°

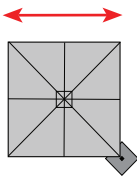
**WALL MOUNTED**  
(Square or Octagon)



ROTATES 180°

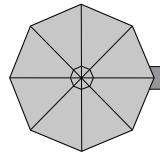
## SIZES

2.5m / 3.0m



SQUARE

3.5m / 4.2m



OCTAGON

## WARRANTY\*\*

5 year  
CANOPY  
warranty

\*\*Conditions Apply

TRUSTED  
FOR OVER 21 YEARS

## FABRIC COLOUR



ARCTIC  
WHITE



WHITE  
SAND



BUTTERCUP



BITTER  
ORANGE



TERRACOTTA



TAUPE



MIDNIGHT  
BLUE



OLIVE  
GREEN



BLACK  
WIDOW



SLATE  
GREY



CHARCOAL



RED



CHARCOAL  
TWEED

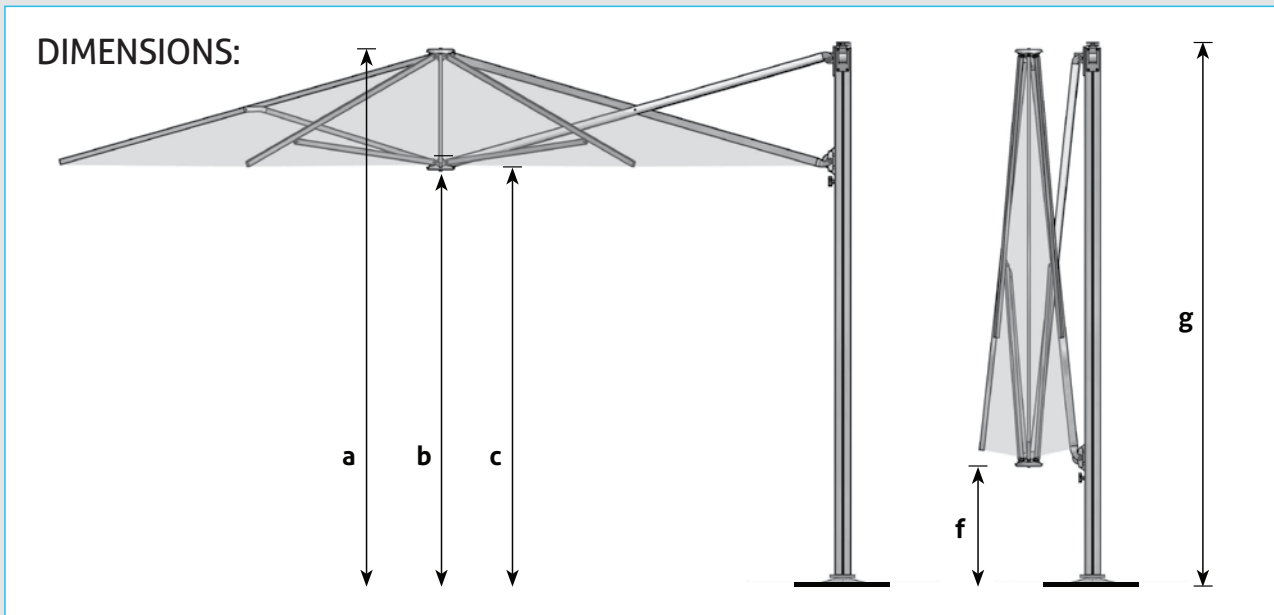


## MAST



# SU7 Cantilever Umbrella

(360° rotation)




	2.5m Square	3.0m Square	3.5m Octagon	4.2m Octagon
<b>Dimensions of open umbrella</b>				
<b>a:</b> Total height to top of canopy (cm)	+/- 278	+/- 278	+/- 278	+/- 278
<b>b:</b> Distance from ground to central frame hub (cm)	+/- 212	+/- 212	+/- 212	+/- 212
<b>c:</b> Height to lower outer edge of canopy (cm)	+/- 217	+/- 217	+/- 217	+/- 217
<b>d:</b> Distance from centre of mast to outside edge of canopy (cm)**	+/- 257	+/- 307	+/- 363	+/- 436
<b>e:</b> Diagonal distance from centre of mast to opposite / furthest corner of umbrella (diameter) (cm)**	+/- 363	+/- 436	+/- 363	+/- 436
<b>Dimensions of closed umbrella</b>				
<b>f:</b> Distance from ground to central frame hub (cm)	+/- 78	+/- 42	+/- 78	+/- 42
<b>g:</b> Overall height of umbrella to top of mast cap (cm)	+/- 276	+/- 276	+/- 276	+/- 276

\*\* Refer plan diagrams in table.

## INSTALLATION OPTIONS:




IN-GROUND ANCHOR



SURFACE PLATE



\*Only available in main centres.  
Inquire about availability in your region.



PORTABLE BASE

Note: Requires concrete pavers  
(not supplied) for anchoring weight

Approximate weight with:  
- 8 pavers 130kg  
- 12 pavers 185 kg



Top

Bottom

WALL FIXING